



Brookland Infant and
Nursery School

E Safety
Presentation

February 2017

Carol Porter
Subject Leader for
Computing/Year 2
Teacher

esafety@brooklandinfants.herts.sch.uk



Presentation aims:

E-Safety in school

E-Safety at home



Technology should :

- be fun
- be educational
- help raise standards
- help build creativity
- enable communication with friends and family
- prepare your child for their future





Our approach to E-safety

THINK

T: is it true?

H: is it helpful?

I: is it inspiring?

N: it is necessary?

K: is it kind?

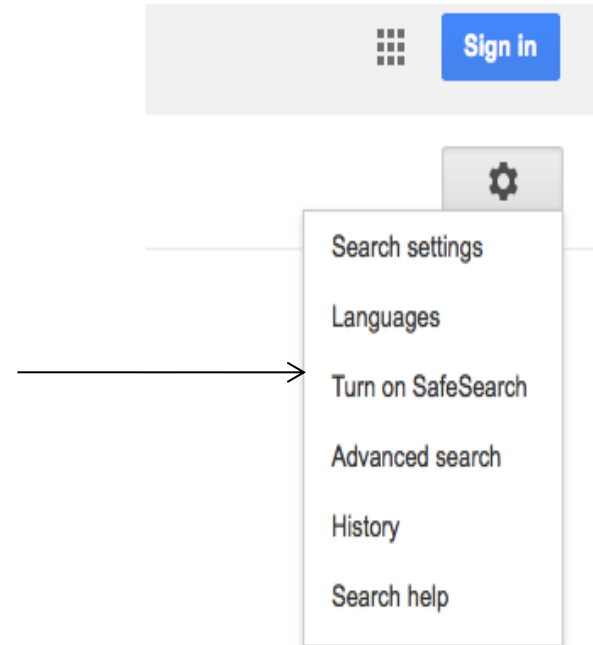
?



E Safety tips

- Check history of websites children have viewed
- Turn on **Safe Search** in **Google**

Google, Settings

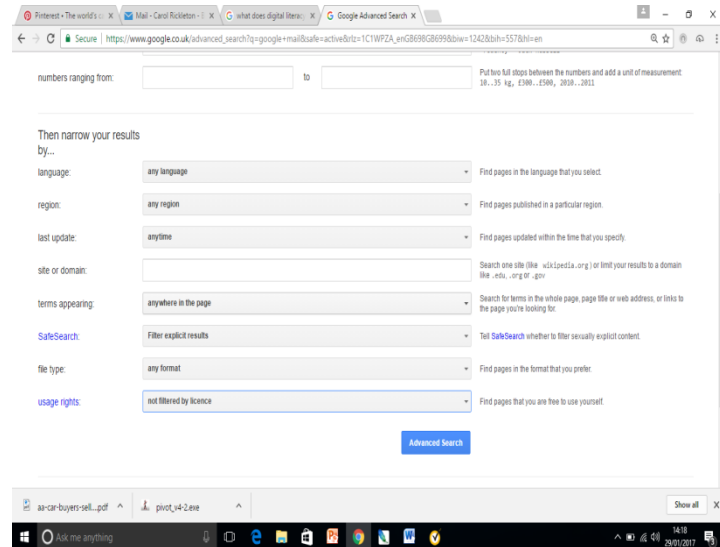




E safety tips

Get into the habit of using images that are free to use, share, even commercially.

*Google, Settings,
Advanced Search,
Usage Rights
Free to use,
share or modify,
even commercially*





- Invest in a **firewall** and purchase/download **anti-virus software**
- Set up a **family email** for websites children access.
- Teach children to **never share** personal information
- **THINK** - do I need to talk to an adult !




Gaming

PEGI (The Pan-European Game Information age rating system) was established in 2003 to help European parents make informed choices

3+
7+
12+
16+
18+



Violence - Game contains depictions of violence



Discrimination - Game contains depictions of, or material which may encourage, discrimination



Sex - Game depicts nudity and/or sexual behaviour or sexual references



Drugs - Game refers to or depicts the use of drugs



Fear - Game may be frightening or scary for young children



Bad Language - Game contains bad language



Ban or Educate?

Facebook and most other social media sites are for over 13 year olds.

- Build a profile with your child. Discuss what personal information to share.
- Set a strong password.
- Become your child's friend.
- Discuss which photos are appropriate to post and how they can be misused.
- Explain that friends should be people they know.
- Set strong privacy settings.



Children's Commissioner January 2017

- The Children's Commissioner states that :
 - **3-4 year olds** are spending up to **8 hours a week** online.
 - **12-15 year olds** are spending over **20 hours a week** online.
- The internet is not designed for children. To prepare children for a safer digital future she anticipates:
 - A compulsory digital citizenship programme
 - A Children's Digital Ombudsman to mediate between children and social media companies.



Children need

- Resilience
- Information
- Power

Children need to have the same rights online as they do offline.

At Brookland Infant and Nursery School children are taught about their rights and responsibilities and this includes their rights in a digital world.



Looking into the future

- The Children's Commissioner is planning a new statutory framework which will support the new Computing Curriculum.

5 Rights Initiative

- The **Right to Remove**
- The **Right to Know**
- The **Right to Safety and Support**
- The **Right to Informed and Conscious Use**
- The **Right to Digital Literacy**



What did parents say?

- **Parents** are concerned about “stranger danger”.
- **Children** are concerned about bullying online.
- **Children** view parental support in their digital environment as **positive**.
- This **changes** as children grow older with children viewing parental support as an invasion of their privacy.



Are there real risks?

- Children maybe using age appropriate games but are still making online 'friends'
- Children may upload or view inappropriate material (intentionally or non intentionally)
- Risk of cyber bullying
- Purchasing power



https://www.childrenscommissioner.gov.uk/sites/default/files/publications/Growing%20Up%20Digital%20Taskforce%20Report%20January%202017_0.pdf

Children's Commissioner Report: Growing Up Digital. January 2017

Childnet

<http://www.childnet.com/>

CEOP

<https://ceop.police.uk/safety-centre/>

Thinkyouknow

<https://www.thinkuknow.co.uk/>



Thank you

Please take a copy of the
slides.