

Topic: Transport

Reception: Spring Term 1

Holly: Mrs Wills and Mrs Kharsa
Mulberry: Mrs Cully and Mrs Williams

Key Vocabulary:

Transport

Vehicles

Bicycle

Car

Transistor radio – a portable radio.




Mouth Organ – a musical instrument.

Colander – Kitchen utensil used to strain food.

The 3 areas we will be focusing on are:

- Communication and Language
- Understanding the World
- Physical Development

Key Texts:



Things I should know:

- How to zip up my coat.
- How to tie my shoe laces.
- How to fasten my buttons.
- How to put on my own shoes.

Facts I will learn:

- How vehicles have changed over time.
- How other cultures celebrate a new year.
- To name and describe farm animals and their babies.

Please don't forget to share any WOW moments or exciting news on **Tapestry**. We love to see what your children do at home.

Key Questions?

What transport have you used before?

What would you take on a trip to the moon?

What signs of winter have you observed?

Experiences that could be provided at home:

Freezing water and melting ice – discuss what you notice. Will water only freeze in a freezer?

Explore different non-fiction texts (newspapers, brochures, magazines and information books. Record your experiences on Tapestry.

Discuss how life was different in the past. How has transport changed? What is the same? What is different? Why?



Drawing Club

We will be starting a new initiative called Drawing Club. Once a fortnight, we will read a book and create drawings based on the character, setting and events in the story.

We will be writing 'magic' codes to ignite their imagination: one maths code and one English code.