

# Welcome to Year 1!

The year 1 team...

## Beech Class

Louise Jones

Sarah Davies

## Ash Class

Laoura Tiritanou

Caroline Hanna

## Across Year 1

Rosa Ingrao (AM)

Jack Ferris (all day)

# Routines!

## PE

Please send your child to school wearing their PE kits on their PE days.

Currently **Tuesday (Mr Pritchard)** and **Wednesday** for Beech.

Currently **Tuesday (Mr Pritchard)** and **Friday** for Ash.

- Pair of black shorts & or jogging bottoms or leggings
  - White or pale blue t-shirt
  - School jumper
  - Trainers or plimsolls **no laces**
  - Tie backs for long hair (everyday)
  - No earrings or jewellery on PE days
- 
- Water Bottles - Please bring everyday (named). These should not be in your child's book bags.
- School book bags- Please bring every day. No rucksacks. No keyrings or attachments.

# Forest School

## What is Forest School?

Forest school is an opportunity for your child to experience nature and the outdoor environment in a safe, secure and hands on way. Children are encouraged to develop their independence, improve their decision making skills, and raise their self-esteem through small achievable tasks and new learning opportunities that require perseverance and team work.



[This Photo](#) by Unknown Author is licensed under [CC BY-NC](#)



## Where will it take place?

In 'Elmwood Forest' which is situated on the school site (to the left of the driveway into the site). This is a private forest area which is accessible only to the Infant School.



[This Photo](#) by Unknown Author is licensed under [CC BY-SA](#)

## When will it happen?

This will take place in the **second half of the Autumn term leading up to Christmas.**

You will be informed of dates when necessary.

Forest school will be led by Mr Pritchard and supported by classroom TAs and LSAs.

## Examples of Activities

- den building
- tree / minibeast identification
- team games
- fire building (safe & controlled)
- art activities crafts such as clay sculptures
- making objects out of natural materials e.g. willow crowns
- story telling



[This Photo](#) by Unknown Author is licensed under [CC BY-SA](#)



[This Photo](#) by Unknown Author is licensed under [CC BY-SA](#)



# Forest School Clothing

To allow the children to participate fully the correct clothing is essential for Forest School.

All children need to wear the following to school on their days:

- Wellingtons
- Long trousers and a long sleeved top
- Jumper/Sweatshirt
- Waterproof coat and trousers
- Hat, gloves and thick socks in Autumn/Winter months
- Sun hat and sun cream in Summer

# Year 1






## A typical year 1 day

- Learning in the morning -  
Handwriting, Phonics, English, Maths.
- Learning in the afternoon -  
Reading and Foundation Subjects.

Teaching is a mixture of whole class teaching and small group work with opportunities for child initiated learning. This develops over the year.

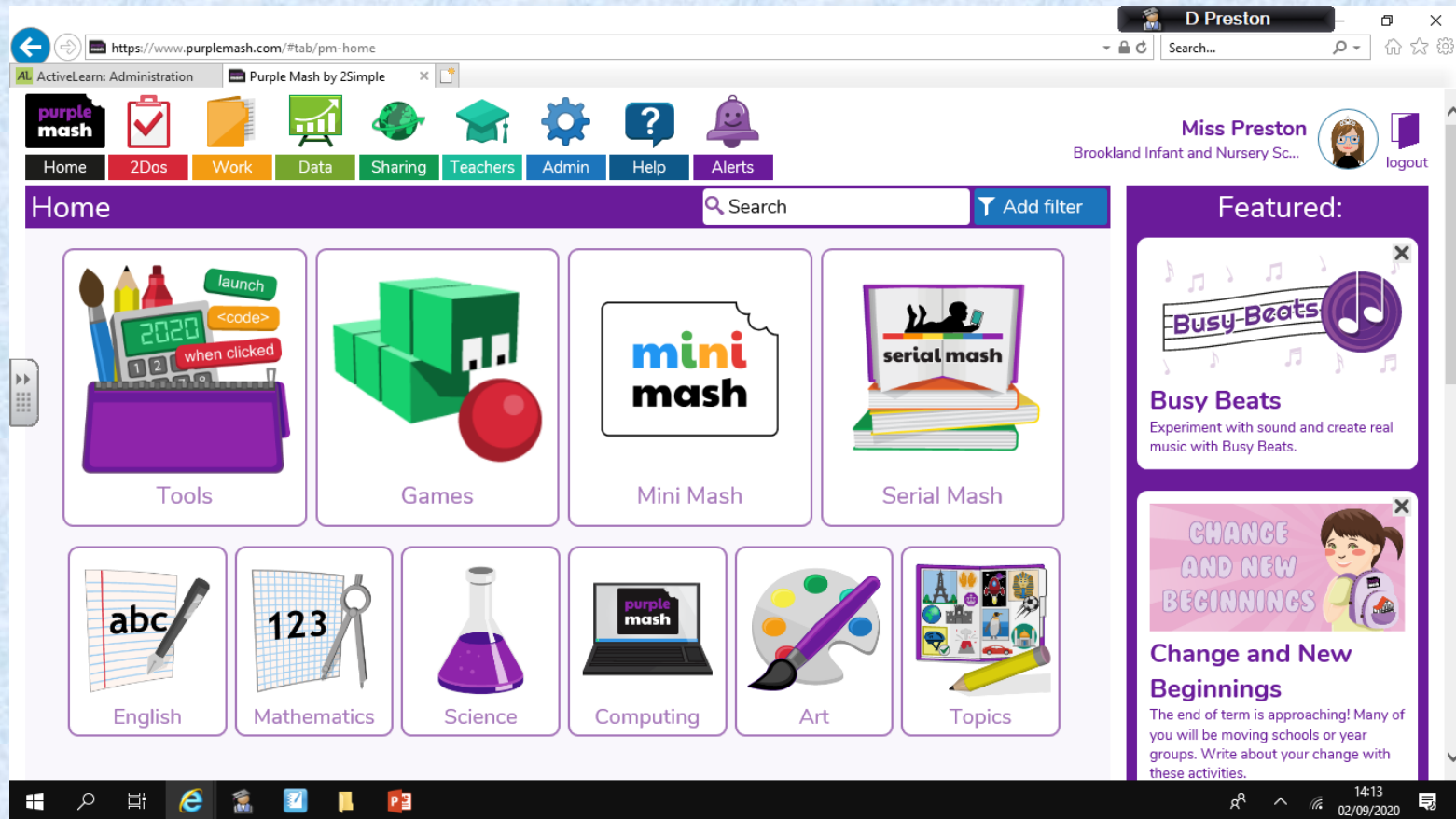
# Topic Based Learning

In year 1 we will be linking our learning to different books. Here are a few examples:





# Home learning on Purple Mash



This will be set every Monday starting on the 12<sup>th</sup> Sept. Teachers will look at these and reward a smile or a star to show we have seen their work. Click on the 2Do! We aim to look at these on a Monday or a Tuesday.

a b c d e f g h i

j k l m n o p q r

s t u v w x y z

# Handwriting



We are encouraging your child to have good posture for writing by reminding children of the **Three Ts** -  
Tall (sit up tall on the chair)

Tummy (pulled in up to the table)

Touch (feet touching the floor, tummy touching the table)

Please support your child to have a correct and comfortable pencil grip.

We call this the **Three Ps** -

Pinch (pencil on table point facing body, pinch pencil)

Pick & Flick (pick up the pencil and flick it to rest between thumb and index finger)

Paper (tilt paper slightly to left if right handed, to right if left handed and use non dominant hand to hold paper steadily)

# Cursive Handwriting

In Year 1 we master our letter formation for a-z first.

When individual children are ready we begin to teach pre-cursive letter formation.

To begin with we teach the children to lead in to a letter and lead out from some letters.

We do not join our letters!

c o a d g q e s f  
r n m h b p k  
u j y l t i  
v w x z




# Phonics Screening June 2023

A statutory screening test for phonics is held in the Summer term for all children in Year 1.

Children apply their phonic knowledge of digraphs to read real and alien (nonsense) words e.g. **turn, painting, chighd, voam.**

We call the 'test' an Alien Quiz!!

This is carried out in an informal manner and the children think it is just fun!



## Reading at home

### Library books:

Your child will take home a **real library book once a week**, check the classroom door for the change and return day.



### Reading books - blended approach

Your child will be given their own username and password to access the website **BugClub**. The teachers will then use this website to allocate your child a weekly reading book/s which will be accessible on the website and one **physical book** from the class book box a week.

We need to ensure that we have spent time with your children before we allocate books on Bug Club.

- Throughout each reading book you will find the Bug Logo on some of the pages. By clicking on this you will be taken to a quick question for your child to answer about the book in order to assess their comprehension of what they are reading. Your child's teacher will be able to access this information to see how your child's comprehension is developing, as well as seeing what books you have engaged with.
- Please Note: BugClub does not work on the default Apple browser of Safari so if you are using an Apple device to access BugClub you will need to download a different internet browser ie, Google Chrome.
- Please speak to us if you have a concern regarding access to technology.
- More information to follow on this.





# Blue Reading Records

- Please ensure this is kept in your child's book bag everyday.
- Comments on how your child has read are really helpful.
- We will be listening to your child read once a week as part of a reading group. At regular intervals we will be writing comments in your child's blue reading record.
- Please ensure this is always in your child's book bag.
- Books will not be changed if they have not been read.

# Internet safety

- In our ever changing world E-Safety is becoming a bigger and bigger issue. This is an important thing we need to talking about with our children frequently. Children need to feel comfortable and confident to talk about any issues they face when using technology.
- It is also a part of the Computing Curriculum that children understand what is meant by E-Safety and what they can do to keep themselves self when using technology.
- At our school we encourage children to THINK when using technology.



# Internet safety continued

- As guardians it is important to be aware of how your child is using technology, what are they doing online and how long for are using devices. Too much screen time has been linked to loss of social skills, obesity, sleep and behavioural problems.
- You need to be watching your child whilst they are using technology to ensure they are not accidentally accessing anything unsuitable, whilst also preparing them for what to do if something did pop up. (Eg, Momo + Peppa Pig violent videos)
- Please be aware of age appropriate games (E.g.: Fortnite is "not suitable for persons under 12 years of age").
- There are lots of useful resources online to support both you and your child in understanding E-Safety more.



# Collection

- Thank you for your patience during busy collection times.
- Please ensure that your collection form is kept up to date throughout the year and the people with authorisation to collect know the password.
- Please let us know at the door in the morning if there are any changes to collection or phone the school office.

Thank you for coming!

